


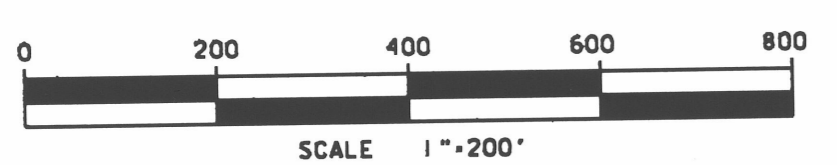




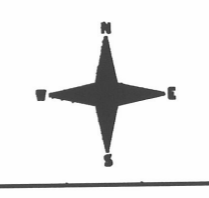
17  
45 S  
26 E  
188 A



98-54-61



PREPARED BY THE FLORIDA DEPARTMENT OF TRANSPORTATION  
FOR ASSESSMENT PURPOSES ONLY



**LEE COUNTY  
FLORIDA**

SCALE	1" = 200'	SECTION	TWP.	RANGE	SHEET NO.
PHOTO DATE	FEB. 1990	17	45 S	26 E	188 A
PHOTO NO.	PD-3876				