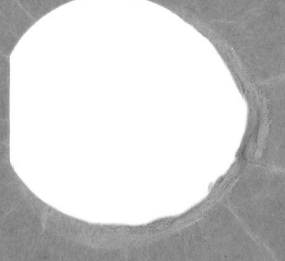
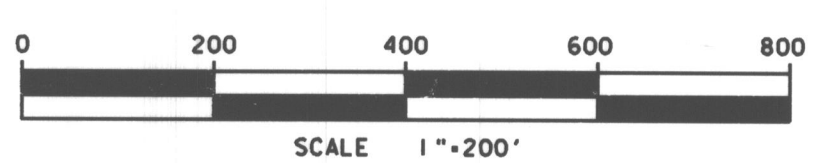


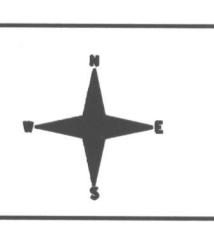
10



5-45-21



PREPARED BY THE FLORIDA DEPARTMENT OF TRANSPORTATION  
FOR THE FLORIDA DEPARTMENT OF REVENUE  
FOR ASSESSMENT PURPOSES ONLY



**LEE COUNTY  
FLORIDA**

SCALE	1" = 200'	SECTION	TWP.	RANGE	SHEET NO.	MAP
PHOTO DATE	FEB., 1996	05	45 S	21 E	11 D	
PHOTO JOB NO.	PD-4402					