
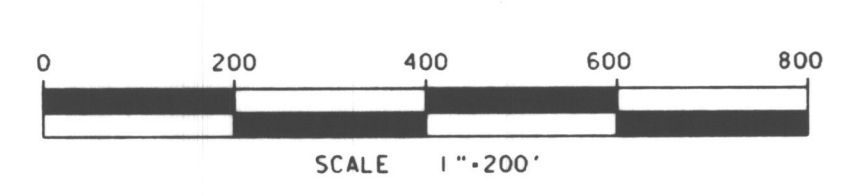


10

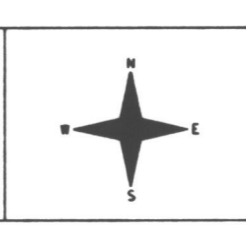


3-44-27

10



PREPARED BY THE FLORIDA DEPARTMENT OF TRANSPORTATION
FOR THE FLORIDA DEPARTMENT OF REVENUE
FOR ASSESSMENT PURPOSES ONLY



LEE COUNTY
FLORIDA

SCALE	1" = 200'	SECTION	TWP.	RANGE	SHEET NO.	MAP
PHOTO DATE	FEB. 1999	3	44 S	27 E	244 A	
PHOTO JOB NO.	PD-4621					